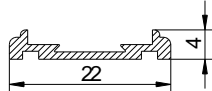
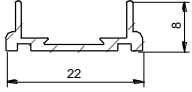
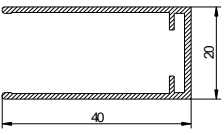
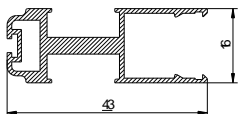
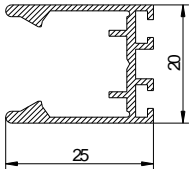
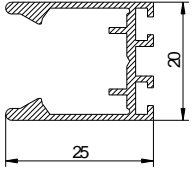
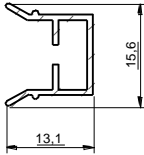


posizione	denominazione
10	Angolare alto
11	Angolare basso
12	pattino
13	Profilo di arrivo
14	calamita
15	Guida superiore
16	Profilo di partenza
17	Guida inferiore
18	barramaniglia

Sezione e Ingombri

SEZIONE VERTICALE	SEZIONE ORIZZONTALE	
<p>Vertical section diagram showing a width of 22 and a height of 40.</p>	<p>Horizontal section diagram showing a width of 25 and a height of 22.</p>	<p>Horizontal section diagram showing a width of 43 and a height of 22.</p>
<p>Vertical section diagram showing a width of 22 and a height of 4.</p>		

## Profili e guide 04

Pz zanzariera	Sezione	Descrizione	Peso gr/ml	
1 a scelta		GUIDA INFERIORE mm 4	98,5*	
1 a scelta		GUIDA INFERIORE mm 8	120*	
1		GUIDA SUPERIORE	457*	
1		BARRAMANIGLIA	471*	
1		PROFILO DI ARRIVO	308*	
1		PROFILO DI PARTENZA	308*	
1		PROFILO PORTACALAMITA	120*	

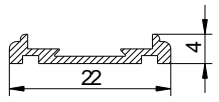
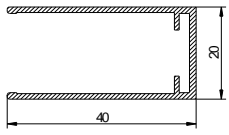
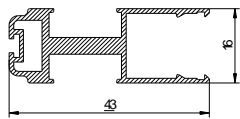
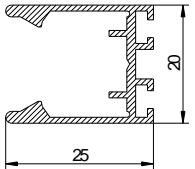
\* i pesi sono indicativi

## Profili e guide SG

Pz zanzariera	Sezione	Descrizione	Peso gr/ml	
2		GUIDA LATERALE	457*	
1		PROFILO DI PARTENZA	308*	
1		BARRAMANIGLIA	471*	

\* i pesi sono indicativi

## Profili e guide A.C.

Pz zanzariera	Sezione	Descrizione	Peso gr/ml	
1		GUIDA INFERIORE mm 4	98,5*	
1		GIUDA SUPERIORE	457*	
2		BARRAMANIGLIA	471*	
2		PROFILO DI PARTENZA	308*	

\* i pesi sono indicativi